



# 2025 By the Numbers



**Meeting The Need**

**10,661** Individuals served

**4,726** Households served

**7,148** Emergency Food Packs distributed to people in urgent need of calories

**566** Food is Care boxes for medical conditions

**93,005** Food assistance services

**2,212,045** Pounds of food distributed through all services



**Grocery Share**

**40,400** Grocery Share services provided to customers

**24,534** To-Go meals prepared in our Kitchen

**2,673** Holiday meals provided to customers

**2,898** Kids served through Grocery Share

**1,735** Seniors served through Grocery Share




**Feeding Kids**

**41,090** Kid Packs were given to kids in need of weekend nutrition during the school year.

**23** Area schools distributed Kid Packs

**13** Elementary school classes learned about and made nutritious food with the Charlie Cart



**Helping Seniors**

**1,694** Senior Commodities boxes distributed

**214** Seniors used Farmers Market coupons for fresh produce

**660** Mobile delivery services provided to seniors with mobility challenges



**Nutrition**

**878,680** Pounds of food rescued from local stores

**422,983** Pounds of food purchased by HFS

**382,252** Pounds from food drives & donations

**272,856** Pounds provided by federal programs

**65,904** Pounds donated by local gardeners

**929** People attended cooking & nutrition classes



**Volunteers & Staff**

**1,434** Volunteers

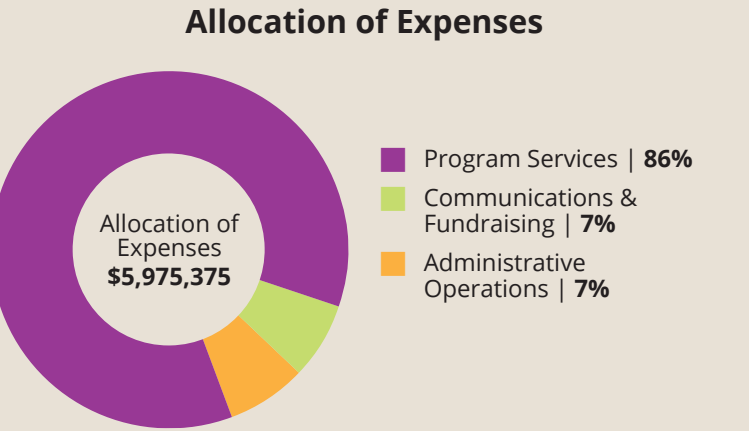
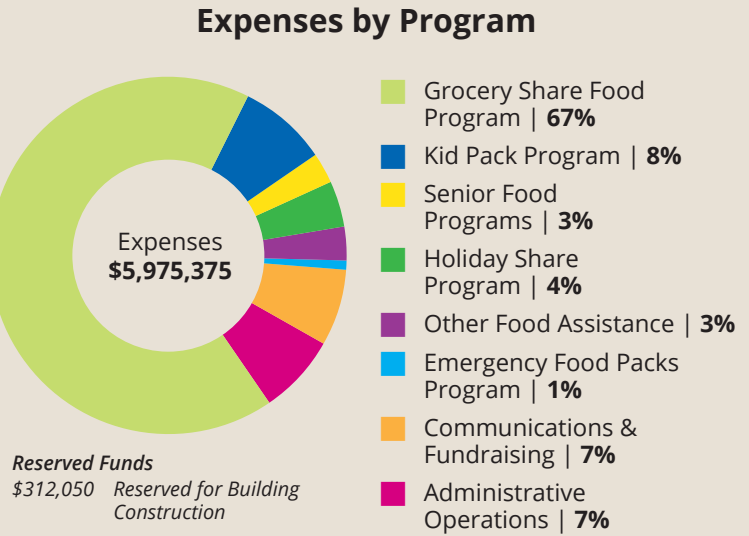
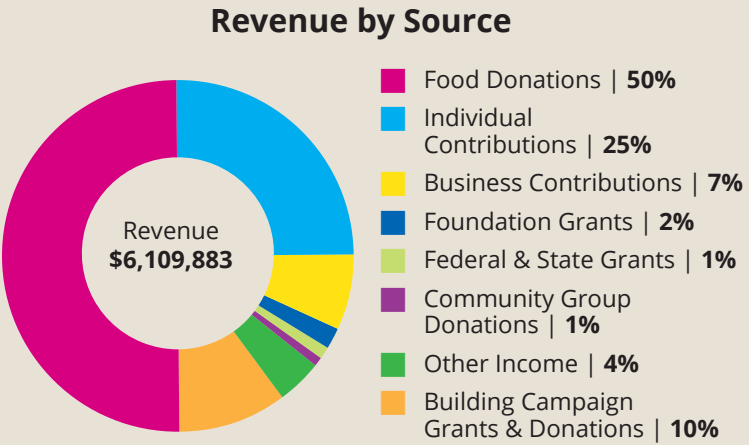
**24,916** Hours worked by volunteers

**13 full-time & 5 part-time** Staff kept programs and operations running

**12** Staff equivalent provided by volunteers



## 2025 FY Financials



## Our Mission

Serving our neighbors in need by providing food in a respectful and dignified way and by working with others to eliminate hunger in the greater Helena area.